

ESA, ESF Static Balancing Machines



- No mechanical influences on the rotor during measurement
- Determination of unbalance and rotor weight
- Simple and low-cost rotor adapters
- No drive system and no protection device required
- Short measuring times
- Powerful PC based CAB 845 measuring unit with TFT screen
- 2 versions available:
 - Table-top version
 - Enclosure-mounted version for large rotors

Range of application

Measurement of the static unbalance of disc-shaped rotors such as unfired grinding discs, propellers and ventilators. Unbalance correction by addition of material directly on the machine or by removal of material on separate correction units.

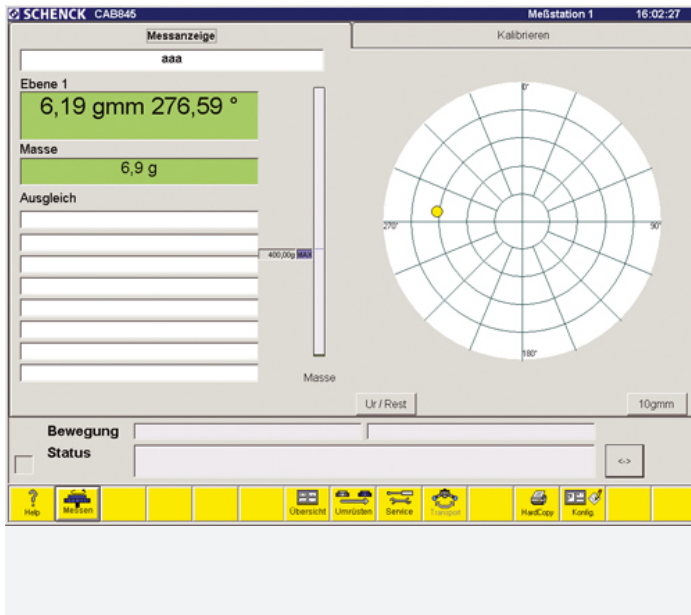
Can be used for mere unbalance measurement, for tasks in production involving unbalance correction, for incoming goods inspection, for re-balancing and for weight measurement.

Special features

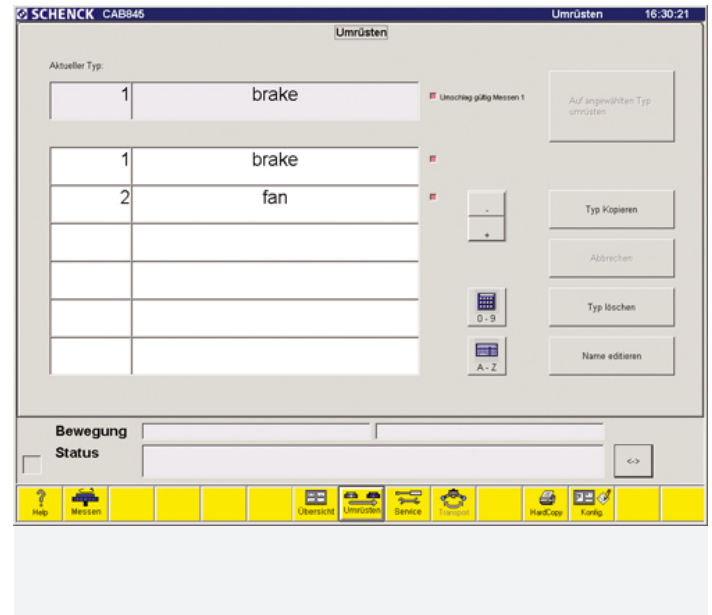
Direct display on achieving of tolerance limit, operator prompting during calibration process, memory for calibration data for easy change-over from one work-piece type to the next at the push of a button. Compact design ensures optimum ease of deployment.

Program for compensating of adapter errors, test program displaying operator or system errors, process control through host computer is possible, integral product data base.

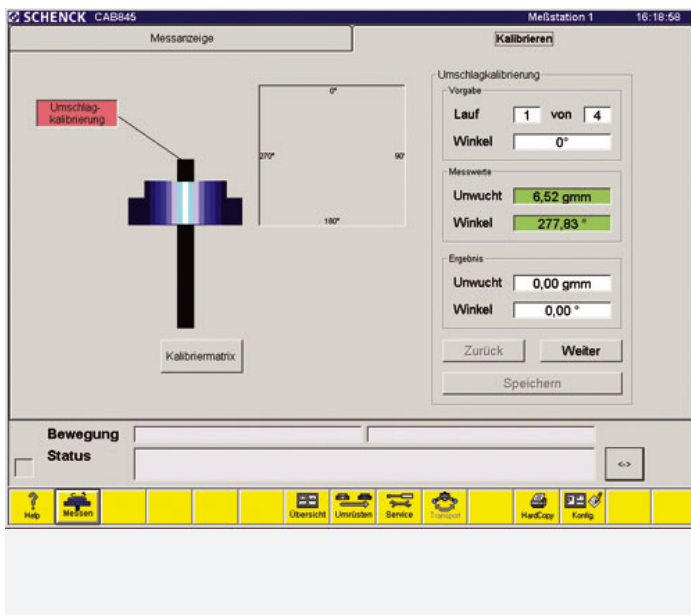
ESA, ESF Static Balancing Machines



CAB 845 measurement display



Work-piece change-over dialog

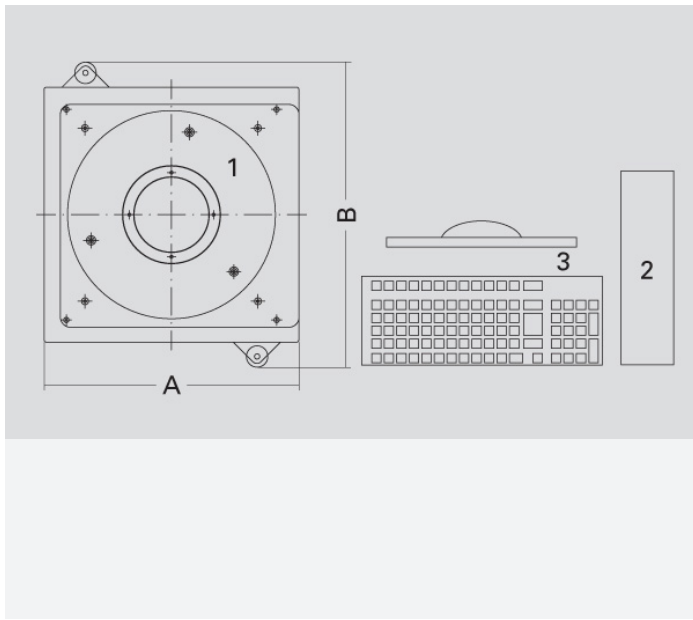


Calibration



For rotors weighing 600-1500 kg we recommend our balancing machines Series CBWG to CBWH

ESA, ESF Static Balancing Machines



- 1 Balancing scale
- 2 Standard PC
- 3 Monitor, keyboard, mouse

ESA, ESF Static Balancing Machines

Technical data at a glance		ESA	ESB	ESC	ESD	ESE	ESF
Load carrying capability of the balancing unit	[kg]		1 - 3	3 - 6	6 - 20	20 - 60	60 - 200
Diameter	[mm]	250	250	500	1000	1000	1500
Measurable unbalance, max.	[kgmm]	7	10	14	25	100	330
Measuring uncertainty	[gmm]	0,5	3	5	15	40	80
Measuring time	[s]	2 ... 5	2 ... 5	2 ... 5	2 ... 5	2 ... 5	2 ... 5
Power supply		230 V, 50 Hz	230 V, 50 Hz	230 V, 50 Hz	230 V, 50 Hz	230 V, 50 Hz	230 V, 50 Hz
Width A	[mm]	480	480	480	480	480	480
Depth B	[mm]	390	390	390	390	390	390
Height C	[mm]	120	120	120	120	120	120

Typical rotors

Grinding discs	•	•	•	•	•	•	•
Wheel hubs, brake drums, brake discs		•	•	•			
Clutch components, flywheels	•	•	•	•			
Ventilators, fans	•	•	•	•	•		
Chopper rotors	•	•	•				
Railway carriage wheels							•
Vehicle tires					•	•	
Complete wheels					•	•	•
Propellers					•	•	•

Order-Nr.	R0050100.02	R0050200.02	R0050300.02	R0050400.02	R0050500.02	R0050600.02
-----------	-------------	-------------	-------------	-------------	-------------	-------------

2) In accordance with DIN 1319 without adaptor errors

3) Data non-binding, depending on respective equipment 44