

400 MBPP Electronic Connecting-Rod Scale



- Precise measurement, high repeatability and large weight range
- Maintenance-free electronics with large, non-reflective 7-segment digital display
- Rugged design with overload protection
- Easy handling and problem-free change over


Design

Electronic tandem weigher with independent weighing units. Rugged construction with overload protection, therefore insensitive to impacts during loading. The connecting-rod adapter is adapted to the task: Adapter axes on rails for ease of adjustment in tests as well as adjustable adapter frames of various sizes for finished and rough con-rods in inspection and production. Friction-free connection between weigher and adapter frames, thus high weigher accuracy and repeatability. Expansion through modular construction.


Range of application

Determining the oscillating and rotating weight and the total weight of passenger vehicle and commercial vehicle connecting-rods. Measurement and display of the absolute weight, deviation from the desired weight as well as classification of the weight components. Application of the weigher in testing, inspection and production checking. In combination with commercially available grinding or milling equipment also usable in small volume production.

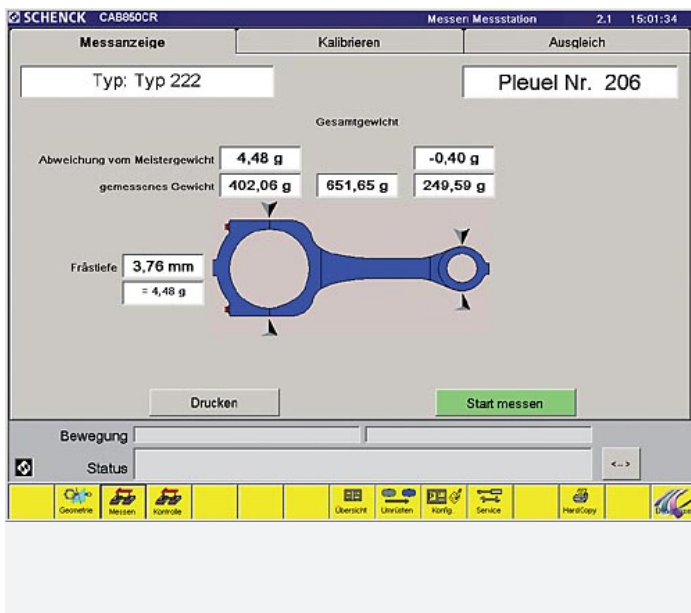
400 MBPP Electronic Connecting-Rod Scale



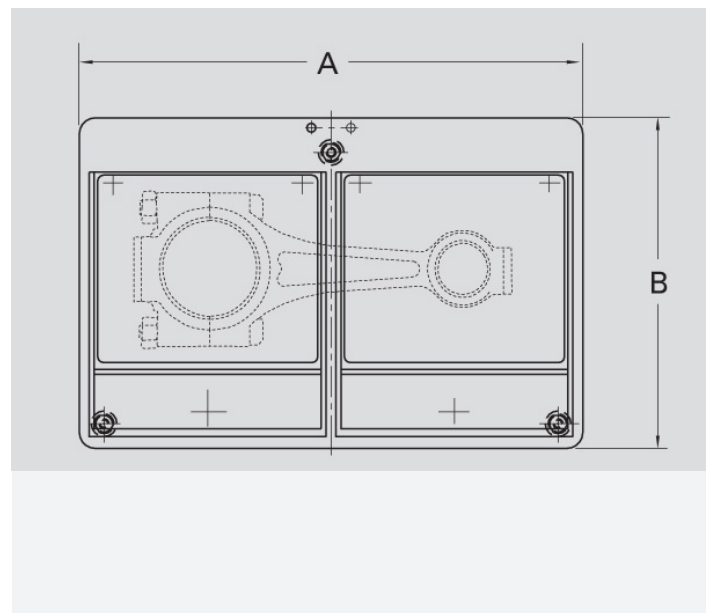
Adapter frames for rough cast and/or forged connecting-rods, also adjustable to various dimensions. Suitable for manufacturing control in casting, forging and input control.



Adapter frames for finish machined connecting-rods, adjustable by template to various gauge and hole diameters. Friction-free support through hardened knife edges. Especially suitable for production control in series manufacturing. Advantages for series manufacturing: with the use of exchangeable frames, change over is eliminated.



Extension module for data input, classification, and supplementary evaluation program as well as storage of setup data. Selection of the operating mode and entry of the classification parameters via the keyboard. Calculation of weight correction (optional).



Plan view (non-binding example)

400 MBPP Electronic Connecting-Rod Scale

Technical data at a glance		400 MBPP	400 MBPP-1
Basic version with adapter frames		•	•
V24- (RS232-) interface		•	•
Data entry, classification, and storage module			
Small- and mid-size con-rods		•	
Mid- and large-size con-rods			•
Connecting rod			
Total weight	[kg]	10	10
Gauge measurement	[mm]	110 - 250	180 - 350
Hole, small-end	[mm]	16 - 40	35 - 70
Hole, big-end	[mm]	40 - 80	60 - 120
Machine			
Width A	[mm]	510	510
Depth B	[mm]	335	335
Height C	[mm]	300	300
Repeatability	[g]	± 0,2 - 0,4	± 0,2 - 0,4
Sensitivity drift	[g / °K]	± 0,04	± 0,04
Resolution	[g]	0,1	0,1
Linearity	[g]	± 0,1	± 0,1
Measuring time	[s]	2	2
Perm. Ambient temperature	[°C]	+ 10 - 40	+ 10 - 40
Power requirement	[V]	230	230
Power consumption	[W]	7,5	7,5

	Order No.	R0680100.01	R0680200.01
	Order No.	R0680101.01	R0680201.01
Adapter frame, rough casting	Order No.	R0680102.01	R0680202.01
Adapter frame, machined part 5)	Order No.	R0680103.01	R0680203.01

- 2) In the temperature range + 10 ... 40° C
- 3) Data non-binding, dependent on the respective equipment
- 4) Power requirement 230 VAC, 50 Hz; switchable to 110 VAC 60 Hz
- 5) For measurement over the entire range (gauge dimension 110-250mm)